



**DEAKIN  
COLLEGE**

in association with



# International Student Pre-departure Handbook

# Welcome to Deakin College and the next step in your educational journey.

This guide offers essential information to help you prepare for your arrival in Australia. It covers everything from traveling to Australia and orientation, to studying at Deakin and adapting to life in Australia. For more information, you can also visit our website **[deakincollege.edu.au/future-students/week-one/international](https://deakincollege.edu.au/future-students/week-one/international)**



# Ask a question



**DEAKIN  
COLLEGE**  
in association with



## Contents

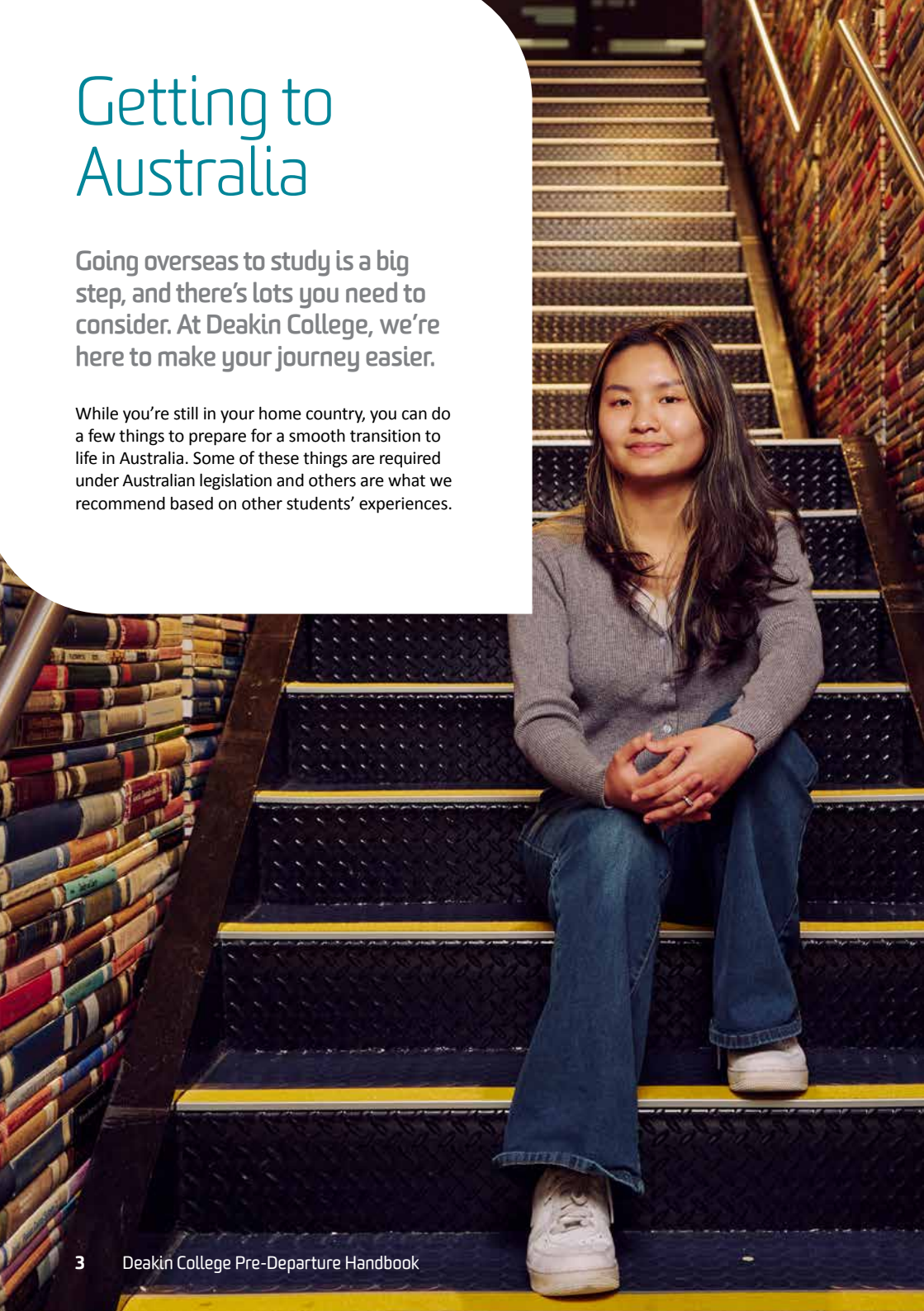
- 1 Welcome to Deakin College
- 3 Getting to Australia
- 7 Starting at Deakin
- 9 Studying at Deakin
- 10 Getting to Deakin
- 11 Services for students
- 13 Keeping in touch with family and friends
- 15 Life in Australia and Melbourne
- 18 Cost of living
- 19 Finding accommodation
- 21 Setting up a bank account
- 22 Working in Australia



# Getting to Australia

Going overseas to study is a big step, and there's lots you need to consider. At Deakin College, we're here to make your journey easier.

While you're still in your home country, you can do a few things to prepare for a smooth transition to life in Australia. Some of these things are required under Australian legislation and others are what we recommend based on other students' experiences.



## Booking your flights

To make it easy to settle into your accommodation and prepare to start studying, we recommend arriving in Melbourne at least 14 days before your course start date. This will give you enough time to settle in, find your way around, set up a bank account, and learn about your course before Orientation Week begins.

## Free airport transfer service

Once you've booked your flights, make sure you book your airport transfer service – this service is free for students enrolled at Deakin, and takes you from the airport directly to Deakin College or your accommodation.

To book your free airport transfer, head to **[app.pipefy.com/public/form/6IHK31xn](http://app.pipefy.com/public/form/6IHK31xn)** with details of your flight, student ID (found on your CoE) to fill out the application form. Make sure you apply at least three business days before your flight so that you can enjoy a smooth transfer. If you are a minor (under 18 years of age), do not complete this form. You must contact your Homestay provider to arrange your airport pickup.

Please note: If you can't find your driver 30 minutes after you've cleared customs, phone Togoto on: **+61 409 503 646**.

**[deakincollege.edu.au/future-students/week-one/international/arriving](http://deakincollege.edu.au/future-students/week-one/international/arriving)**



## Understanding your student visa

Your student visa lets you live, work and study in Australia – and it's important to know and understand its conditions. These conditions set out what you can and can't do while you're in Australia, and are listed on the visa itself. For example, you'll need to:

- Always be enrolled in a registered course that's in the same field as the course listed on your visa
- Have accommodation sorted before you arrive in Australia
- Keep Deakin College updated if you or your parents change contact details
- Make sure you have enough financial support for your entire stay in Australia
- Keep a satisfactory academic record
- Work a maximum of 48 hours a fortnight while you are studying
- Ensure you have Overseas Student Health Cover (OSHC) for the duration of your student visa.

**[deakincollege.edu.au/future-students/week-one/international/visa-info/](http://deakincollege.edu.au/future-students/week-one/international/visa-info/)**

## Travelling with a family

If your family is settling in Australia with you, there are a few things to consider before you leave your home country. Depending on how old your children are, and whether your partner wants to work or study as well, you'll need to think about visas, education and accommodation. The earlier you start to prepare, the smoother your transition to life in Australia will be.

Make sure you apply for a visa for each member of your family, including your children, as your student visa only covers you.

If your children are aged between five and 17, you'll need to enrol them in a school. If you choose to enrol your children in a government school, you'll need to register with the Department of Education first, before applying for the specific school. Details on how to do this are available at:

**[study.vic.gov.au](http://study.vic.gov.au)**

## What to pack

Deakin College campuses are located in Melbourne and Geelong – two cities on the southeastern coast of Australia. The climate in these two cities is moderate and, even though it can occasionally get quite hot or cold, average high temperatures sit between 13°C in July and 26°C in January.

If you forget something, or realise you need something else once you arrive, you'll be able to find plenty of supermarkets, retail shops, markets and boutiques in Melbourne and Geelong.

**[deakincollege.edu.au/future-students/week-one/international/packing](http://deakincollege.edu.au/future-students/week-one/international/packing)**

## Customs laws

Australia has strict customs and quarantine laws, which are in place to protect the country's unique environment from imported diseases. At the airport, you'll need to declare anything made from wood or other plant materials, or any food items, before you're allowed to enter the country. There are significant penalties, including on-the-spot fines, if you don't follow the law.

In Australia, there are plenty of specialty shops and groceries that stock international foods and drinks – so if you're worried about going without your favourite food, chances are you'll be able to find it over here.

**[abf.gov.au/entering-and-leaving-australia/can-you-bring-it-in](http://abf.gov.au/entering-and-leaving-australia/can-you-bring-it-in)**

## Bring your own device (BYOD)

You will need to bring your own personal device (eg. computer) into most classes. This will be the primary mode in which you access learning materials and participate in learning activities outside of the classroom.

A laptop is widely regarded as the most suitable choice. It should be installed with software to allow word processing, spreadsheets and presentations.

For students undertaking a Diploma of Information Technology, a laptop is essential in all classes.

For students undertaking a maths unit, you are required to bring your own scientific calculator.

You are encouraged to use Deakin University or Deakin College support services to resolve any IT issues.

Deakin University can assist with login, library access, Wi-Fi connections, and access to on-campus printers.

Deakin College can assist with access to our Learning Management System (Moodle) and any other learning materials.

**[deakin.edu.au/study/how-to-apply/computing-requirements](http://deakin.edu.au/study/how-to-apply/computing-requirements)**



## Checklist

Moving to a new country to study can be overwhelming, but we're here to help make it easier. We've put together this checklist to help with your planning before you arrive in Australia:

Important documents to bring with you to Australia

- ☒ Passport – with at least six months' validity
- ☒ Electronic student visa
- ☒ Original academic transcripts – including soft and hard copies
- ☒ Original birth certificate – including soft and hard copies
- ☒ A resume and examples of your work (if you plan to work in Australia)
- ☒ Your Confirmation of Enrolment (CoE)
- ☒ Your CAAW (if under 18 years old)
- ☒ Medical records and prescriptions (if applicable)

[deakincollege.edu.au/future-students/week-one/international/checklist](https://deakincollege.edu.au/future-students/week-one/international/checklist)



# Starting at Deakin





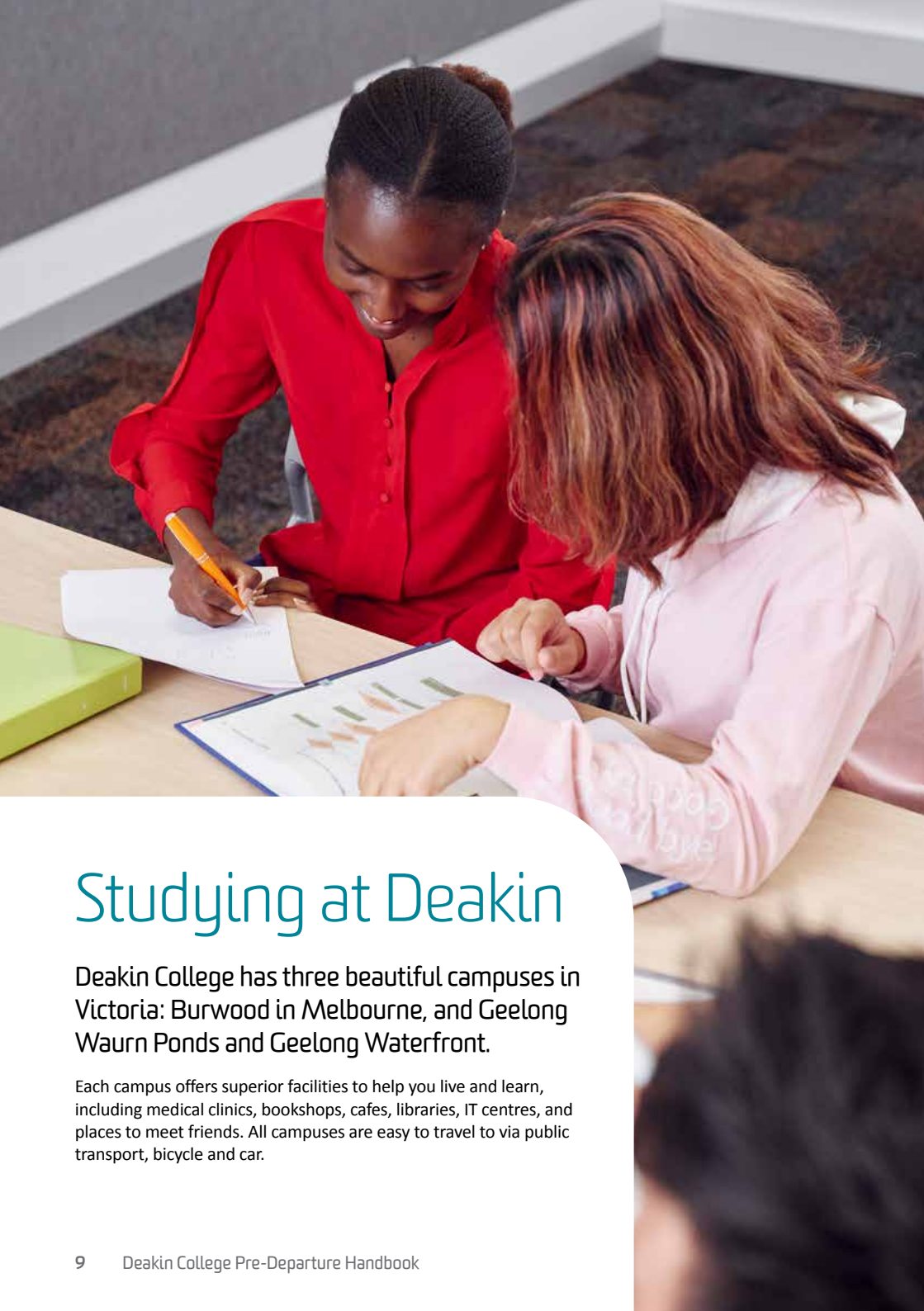
The big day is finally here. You're ready to start your studies and we are excited to support you in your educational journey. At Deakin College, we provide a range of services to help make your journey to Australia and your time at Deakin College easier and more fun.

## Attend Orientation Week

Orientation Week is your chance to meet new friends, learn about your course and classes, and find your way around campus. It happens one week before the start of your first trimester, and is packed full of activities, information sessions, tours of campus and study skills workshops. You'll also be able to ask other Deakin students questions about studying or living in Victoria, find out more about the facilities, and set up your student email and ID card.

[deakincollege.edu.au/orientation](https://deakincollege.edu.au/orientation)





# Studying at Deakin

Deakin College has three beautiful campuses in Victoria: Burwood in Melbourne, and Geelong Waurn Ponds and Geelong Waterfront.

Each campus offers superior facilities to help you live and learn, including medical clinics, bookshops, cafes, libraries, IT centres, and places to meet friends. All campuses are easy to travel to via public transport, bicycle and car.

# Getting to Deakin

## Melbourne Burwood

The campus is less than 17km from the city centre and the journey from the city takes less than an hour. Melbourne Burwood is surrounded by bike paths, and the campus provides plenty of showers, lockers and changing facilities – as well as a lockable bike cage.

You could also drive and park in ticketed or permit parking on campus.

The easiest and most direct way to travel is the route 75 tram from Stop 4 (Flinders Street) to Stop 63 (Deakin University/Burwood Highway). Another alternate route is the route 70 tram from Stop 4 (Flinders Street) to Stop 61 (Elgar Rd/ Riversdale Rd), a short walk away from campus.

The Deakin Shuttle Bus (bus route 201) goes straight from Box Hill train station (Belgrave and Lilydale lines) to campus.

[ptv.vic.gov.au](http://ptv.vic.gov.au)



## Geelong Waurn Ponds

The campus is situated near the start of the Great Ocean Road.

The closest train station is Geelong Waurn Ponds, which is less than an hour and a half by train from Melbourne's city centre. From there, you can catch route 41 or 42 buses directly to Deakin College's Waurn Ponds campus in under 10 minutes.

[vline.com.au](http://vline.com.au)



## Geelong Waterfront

The campus is situated in the centre of Geelong, Victoria's second largest city. It is just 400m away from Geelong station, which is about one hour from Melbourne, and two and a half hours from Warrnambool by train.

You can also catch a suburban bus to campus, or to the bus interchange on Moorabool Street, just 700m from campus. Deakin provides a convenient and free shuttle bus between the Geelong Waurn Ponds and Waterfront campuses.

[deakin.edu.au/students/student-life-and-services/campus-information/getting-to-deakin/other-travel-options/intercampus-bus](http://deakin.edu.au/students/student-life-and-services/campus-information/getting-to-deakin/other-travel-options/intercampus-bus)



# Services for Students

## Campus Map

Deakin's campuses are large and it's not always easy to know where to go. Download a campus map and familiarise yourself with how the room names and numbers work.

[deakincollege.edu.au/future-students/campus/](http://deakincollege.edu.au/future-students/campus/)

## Academic Skills Workshops

Improve your academic skills like note-taking, essay writing, and more throughout the trimester. Book an appointment to speak to a Deakin College Student Learning Advisor, or learn more at:

[deakincollege.edu.au/current-students/support-study/](http://deakincollege.edu.au/current-students/support-study/)

## Libraries

Libraries are available on every campus and are well stocked with thousands of books, journals, and learning materials. You'll be able to find a quiet place to study, connect your personal laptop to the Wi-Fi, or access a computer to complete your assessments.

After-hours study spaces are also available, helping you balance your studies with your other commitments.

You can book a tour of the library or join workshops to learn specific research skills. Find out more at:

[deakin.edu.au/library/help/deakin-college](http://deakin.edu.au/library/help/deakin-college)

## IT Facilities

Deakin's IT facilities provide you the tools to manage your enrolment or stay connected with your peers and teachers.

IT support staff are also on hand to answer questions you have about connecting to DeakinSync, accessing software, and keeping your private data secure. If you need IT assistance, head to:

[deakin.edu.au/students/help/it-support-and-systems](http://deakin.edu.au/students/help/it-support-and-systems)

## Deakin College Student Portal

All students have access to the Deakin College Student Portal which provides important study information: Unit outlines, course notes, examination timetables, results, forms and re-enrolment details. Once you enrol, you will have access to the Portal.

[learning.deakincollege.edu.au](http://learning.deakincollege.edu.au)

## Safety

It's always important to be aware of your own personal safety. While you're on or off campus, Deakin's security services are here to ensure you are safe and secure.

Call security on **1800 062 579** to report safety issues, ask a question or to arrange someone to escort you to your car. **In the case of an emergency, call 000.**

As well as this, you should follow some general safety advice when moving around campus:

- Don't leave your valuables like laptops, mobile phones and passports unattended
- Park in well-lit areas as close to campus as possible, especially if you're leaving well after classes have finished
- Learn where the security office is located on your campus and visit it if you need assistance
- When you're walking, especially at night, be alert and take your headphones out
- Stay in areas that are brightly lit, and where there are other people around.

Deakin also promotes safety and wellbeing off campus, including in your local community and when you're travelling around Australia. Learn more about road rules and safety, safety on public transport, avoiding discrimination and managing risk while you're outdoors or in the bush at:

[police.vic.gov.au](http://police.vic.gov.au)



## Health and Wellbeing

Deakin is proud to offer a supportive and accessible environment for all students. You'll find a range of health, wellbeing and support services on campus to make it easier to learn and live to your full potential. Services include:

- On-campus medical centres, free for students to access
- Psychological counselling to support your studies and personal life
- Support for students with disabilities.

Make an appointment or to find out more about these services visit:

**[deakincollege.edu.au/current-students/wellbeing](https://deakincollege.edu.au/current-students/wellbeing)**

## Clubs & Societies

Life at Deakin College is about more than just textbooks – we have plenty of academic, social, sports, religious and cultural clubs and societies to choose from. Through the Deakin University Student Association (DUSA) you can sign up at Orientation Week or throughout the trimester – make new friends, test your talents, and just have a great time in general.

**[dusa.org.au](https://dusa.org.au)**

## Religion & Places of Worship

Deakin is a multifaith and inclusive university. Our chaplains provide support to all students no matter their religion, and even if you don't have a religion. You can ask them about finding a place of worship, talk to them about your studies or personal issues such as grief or homesickness, or attend a prayer session or workshop.

**[deakin.edu.au/students/health-and-wellbeing/multifaith-chaplain](https://deakin.edu.au/students/health-and-wellbeing/multifaith-chaplain)**



Keeping in touch  
with family  
and friends



## Mobile phones

When you're looking for a phone plan, you have the choice between pre-paid services and longer term plans.

Pre-paid means you can top up your account with credit, and only pay for the calls, texts and data you use. This typically tends to be the most flexible option for international students.

Opting for a plan means you pay a set amount each month for the length of your contract (usually 12 or 24 months). This is a suitable option for international students who plan to stay in Australia for more than a year.

### Getting started

You can walk into a store, call or order online from a range of providers like Telstra, Optus, Vodafone, and more. Some supermarkets also sell pre-paid SIMs.

You may need to provide the following documents when setting up a local SIM:

- Proof of identity
- Australian bank statement or rental agreement
- Student visa information.

Additionally, when purchasing a local SIM in Australia, make sure you fully understand the services that you are purchasing from the provider. Read your contract, or the terms and conditions carefully and check if you have been charged for subscriptions you may not have been aware of (such as free streaming).

## Calling Australia

Your friends and family overseas may wish to call you while you're in Australia. To do so, they'll need to enter Australia's country dialling code (+61).

## Post

Sending a letter, postcard or parcel in Australia is easy and the staff at the post office will be able to help you find the right stamps and packing materials. There are different stamps and rates for posting within Australia and internationally, and they depend on the size of your package.

In general, you can expect to pay about \$1 for a small letter to an Australian address, \$2.30 to send a letter somewhere in the Asia-Pacific region, and \$3 anywhere else in the world.

There are post boxes on each Deakin campus, or you can find your closest post office at:

**[auspost.com.au](https://auspost.com.au)**





# Life in Australia









## Climate

Australia is known for its dry, hot deserts – but, around the coast in Melbourne and Geelong, the climate is milder for most of the year. In summers, however, the temperatures can get quite high in the interior parts of Melbourne. Wear light clothes for summer and keep hydrated throughout the day by drinking plenty of water. You'll also need to remember to protect yourself from the harsh sun with SPF 30+ sunscreen, which you'll be able to buy easily from supermarkets, pharmacies and convenience stores around the country.

In the winter months, rain and wind chill is to be expected. Carry an umbrella or light raincoat around with you, as rain can start unexpectedly.

Season	Average daytime temperature range
 <b>Summer</b> December, January, February	<b>14° - 27°</b> Mostly warm, with occasional very hot days
 <b>Autumn</b> March, April, May	<b>11° - 20°</b> Most days are pleasantly mild
 <b>Winter</b> June, July, August	<b>7° - 14°</b> Most days are cool
 <b>Spring</b> September, October, November	<b>10° - 20°</b> Most days are pleasantly mild

Bureau of Meteorology

**bom.gov.au**

## Public transport

Victoria has a well-connected public transport network with trains, trams, and buses servicing most of the state. To access this network, you'll need a Myki – a reusable, pre-paid card that you use to pay for your travel. Just tap your Myki on the green card readers at the station or on public transport and you'll be charged the correct fare when you travel.

**[ptv.vic.gov.au/tickets/myki](https://ptv.vic.gov.au/tickets/myki)**

You can plan your journey on **[ptv.vic.gov.au](https://ptv.vic.gov.au)**. Enter your start point and end destination to find the easiest or quickest way to get where you're going.

## Driving in Australia

If you plan to drive in Australia, bring a valid driver's license (in English) or an international drivers permit (in English) issued from your home country. Make sure you understand the local road rules. If you are buying a car, get the price from the seller in writing and check the car has a current roadworthy certificate. For more information, visit **[vicroads.vic.gov.au/licences/new-to-victoria/convert-your-overseas-licence](https://vicroads.vic.gov.au/licences/new-to-victoria/convert-your-overseas-licence)**



## Things to do around Melbourne

Melbourne is renowned for its thriving arts and culture, international sporting events, gourmet food and wine, and stunning natural locations.

- Watch an AFL (Australian Football League) game at the MCG (Melbourne Cricket Ground), Australian's largest stadium.
- Visit the National Gallery of Victoria to see local Australian & Indigenous art, or a blockbuster international exhibit.
- Dine in one of the city's many food precincts – Italian on Lygon Street, Carlton; Middle Eastern cuisine on Sydney Road, Brunswick; Vietnamese in Springvale; Greek in Oakleigh; or Chinatown on Little Bourke Street in the CBD.
- See the animals at Melbourne Zoo, meet Australian natives like koalas and kangaroos in Healesville Sanctuary, or visit Werribee Open Range Zoo for a safari experience.
- Shop for bargains on Bridge Road, Richmond; find acclaimed designers on Chapel Street, South Yarra; or visit Chadstone Shopping Centre for a wide range of retail outlets to suit any budget.
- Explore Melbourne's sandy beaches, swim in the waters of St Kilda beach. Walk along the boardwalk to see the famous colourful Brighton Bathing boxes.

[visitmelbourne.com](http://visitmelbourne.com)

## Things to do around Victoria

Victoria is located in southeast Australia and you'll find a diverse range of historic, natural, and cultural things to do. Here's just a selection to get you started:

- Visit the Dandenong Ranges, Mornington Peninsula or the Great Ocean Road, which are beautiful destinations for students looking to explore the state.
- Watch the penguin parade at Phillip Island all year round, or go whale watching in Warrnambool during the winter.
- Go bushwalking or camping in the Grampians National Park, or Wilson's Promontory.
- Ski at Mount Buller or Falls Creek, or at one of the state's many other mountain ranges.

[visitvictoria.com](http://visitvictoria.com)

## Study Melbourne and Study Geelong

Study Melbourne and Study Geelong are fantastic, government-funded resources to help international students discover more about studying, living and working in these great cities. They also offer helpful events and programs such as career mentoring, networking and employment assistance.

[studymelbourne.vic.gov.au](http://studymelbourne.vic.gov.au)

[studygeelong.com.au](http://studygeelong.com.au)

## Cost of living

International students spend an average of AU\$30,000 per year while they're in Australia –and this includes housing, food and transport.

Other things you can expect to budget for include:



**Monthly phone plan**  
\$30 to \$60



**Utilities (gas, electricity)**  
\$150 per week



**Public transport**  
\$55 per week\*



**Groceries**  
\$150 - \$200 per week



**Litre of milk**  
\$2



**Loaf of bread**  
\$4



**Kilo of rice**  
\$3



**Dozen eggs**  
\$7



**Bottle of shampoo**  
\$6



**Bottle of Body wash**  
\$4



**Toothpaste**  
\$4

For more information, visit  
[studyaustralia.gov.au/en/life-in-australia/  
living-and-education-costs](https://studyaustralia.gov.au/en/life-in-australia/living-and-education-costs)

\*Based on travelling every day and paying the full fare

# Finding accommodation

There are many accommodation options in and around each Deakin College campus so you can find the one that's right for you.

## On-campus accommodation

Deakin College's on-campus residences are safe and secure, and are a fantastic way to meet and live with other students from all across the world. You'll be located a short walk from your classes, and can easily access facilities and dedicated 24-hour support staff.

Be sure to apply for on-campus accommodation as soon as you accept your offer – spots can fill up fast. You can apply for a full 52-week calendar year, or opt for a shorter-term lease each trimester so you can travel home during the holidays.

[accommodation.deakin.edu.au](http://accommodation.deakin.edu.au)



Melbourne on-campus accommodation  
**+61 3 9251 7671**



Geelong on-campus accommodation  
**+61 3 5227 1158**

## Off-campus accommodation

Living off campus is a great way to explore your local area – choose between private rentals and long-term homestays. Start looking for accommodation only when you arrive in Australia – it's important that you inspect places in person, and that you only hand over money when you have a formal, written and signed lease in place.

Deakin's Houseme is an online accommodation database that makes it easy to find homes off campus.

[studystays.deakin.edu.au](http://studystays.deakin.edu.au)



Accommodation Burwood




# Rent

Where you live can make a difference to your cost of living. While you'll be able to find affordable groceries and utilities wherever you go, you'll find that the price of rent is often significantly cheaper in Geelong.

Average rent prices	
Shared rental (i.e. with other students)	\$160 to \$300 per week
Homestay	\$250 to \$360 per week
Private rental	\$295 to \$525 per week
Hostels and guesthouses	\$154 to \$420 per week
On campus	\$221 to \$369 per week

[realestate.com.au](https://www.realestate.com.au)  
[domain.com.au](https://www.domain.com.au)



Student Residence Burwood campus

# Setting up a bank account

When you're living in Australia, a local bank account can make it easy to access your money, even if you don't plan to work while you're here. Having a local debit card means you can pay without having to think about conversion rates. If you plan to work while you study, a local bank account also means your employer can pay you.

The major banks in Australia are the ANZ, Commonwealth Bank (CBA), National Australia Bank (NAB), and Westpac. These banks are all regulated by the government and some provide low-fee accounts for students. You'll be able to find ATMs on each Deakin campus.

Banks are usually open during business hours (Monday to Friday, 9am–5pm), but you'll find some branches open on Saturdays (generally only in the morning). You can find information on opening hours on the bank's website.

If you need to call your bank, check the opening hours of their call centre – this is usually 8am to 8pm, Monday to Friday.

Most ATMs, and telephone and internet banking are available 24/7.

To set up an account, you'll probably need to provide proof that you're studying (your Confirmation of Enrolment (CoE), your passport, and a copy of your student visa. Set up an account within six weeks of arriving in Australia so that you can use your passport and CoE as proof of your identity. Any later and you may need to show other proof.



## Receiving money from overseas

There are several ways to send money from overseas to an Australian account – it varies based on how long it takes, and the fees the sender will be charged.

- Telegraphic transfers can take up to three working days to clear, and you may be charged a currency conversion fee, as well as a \$10 flat fee to send money.
- Bank cheques and bank drafts may take up to 30 days to clear, and you might be charged a conversion fee.
- Many Australia Post outlets are associated with Western Money Transfer Services, which allows you to transfer money for a low flat fee. The money could take up to 5 business days to clear, depending on where it's sent from.

Some overseas banks have agreements with banks in Australia, which might mean you'll receive a discount on fees if you transfer money between them.

# Working in Australia

## Your Student Visa

Student visas allow up to 48 hours work every two weeks while your course is in session, and unrestricted hours during any scheduled course break. There are many part-time employment opportunities. Make sure you understand your minimum rights and conditions as a part-time employee. For more information visit:

**[deakincollege.edu.au/current-students/life/student-employment-program](http://deakincollege.edu.au/current-students/life/student-employment-program)**

## Obtain a Tax File Number

International students who are enrolled to study in Australia in a course of more than six months in duration are generally regarded as an Australian resident for tax purposes. This means that if you plan to work in Australia during your studies, you must obtain a Tax File Number (TFN) in order for your employer to pay you. You can apply online for a TFN at:

**[ato.gov.au](http://ato.gov.au)**



## Things to do after your arrival in Australia

- ☒ Set up a local phone number using either a pre-paid SIM or phone plan
- ☒ Notify Deakin College about your local number and address
- ☒ Obtain a Tax File Number (if you plan to work in Australia)
- ☒ Open an Australian bank account

# Deakin College

## Postal address

Deakin College at Deakin University  
221 Burwood Highway, Burwood VIC 3125 Australia  
E [deakincollege@deakin.edu.au](mailto:deakincollege@deakin.edu.au)

## Melbourne Burwood campus

Deakin College at Deakin University  
70 Elgar Road (Entrance 3)  
Building LA, Level 4, Burwood VIC 3125 Australia  
T +61 3 9244 5197

## Geelong Waterfront campus

Deakin College at Deakin University  
Building C, Level 2, Room C2.002  
27 Brougham Street, Geelong VIC 3220 Australia  
T +61 3 5227 2890

## Geelong Wairn Ponds campus

Deakin College at Deakin University  
Building KA, Level 4  
Pigdons Road, Wairn Ponds VIC 3216 Australia  
T +61 3 5227 3433

## Social media at Deakin College



[deakincollege](#)



[deakincollege\\_official](#)



[deakincollege](#)

**DEAKIN  
COLLEGE**  
in association with



**[deakincollege.edu.au](https://deakincollege.edu.au)**

The information contained in this brochure is correct at the time of publication; however, Deakin College reserves the right to alter, amend or delete details at any time without notice. For the most up-to-date course information please visit [deakincollege.edu.au](https://deakincollege.edu.au).

Photographs in this publication are subject to copyright.

This brochure is provided free of charge. Printed May 2025. DC250428-1225\_0625\_WEB

Melbourne Institute of Business and Technology Pty Ltd trading as Deakin College;  
ABN 11 074 633 668. National Code: 3946; CRICOS Provider Codes: Deakin College  
015901, Deakin University 001138.